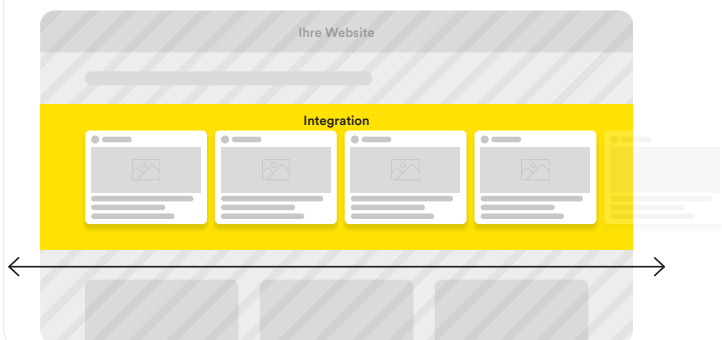


## Newsadoo integrations at a glance

Newsadoo BUSINESS offers individual integration options depending on the structure of the website or app. These can be used either for a **single topic** or also for a selection of **several topics as a catalogue**.


### Desktop: Horizontal Integration



### Mobile: Horizontal Integration



### Desktop: Vertical Integration



### Mobile: Vertical Integration

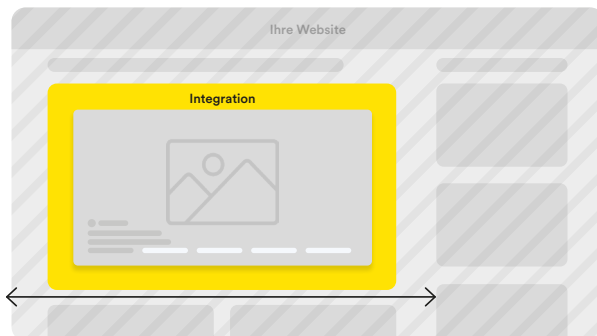
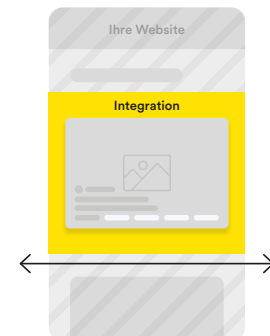


### Desktop: Grid Integration



### Mobile: Grid Integration



**Desktop: Slider Integration****Mobile: Slider Integration**

## Individual settings

By using different parameters it is possible to customize the Newsadoo BUSINESS integration to individual needs. An overview of the setting options:

### 1 Single-Topic

**Tip**

All described parameters are optional for the integration. However, some are mutually exclusive e.g. 'horizontalScroll' and 'columns'.


#### a) Timeline-Integration

**Sample code:**

```
<iframe src="https://embeddings.newsadoo.com/topic/54855238/Digitalisierung?
horizontalScroll=false&transparency=true&columns=3"
title="Digitalisierung" allow="clipboard-write" width="720" height="920"
frameborder="0"></iframe>
```

#### 1. "horizontalScroll"

This parameter is used to specify that the displayed Topic-Timeline allows horizontal scrolling.




horizontalScroll=true

**2. "showArrows"**


Allows for "horizontalScroll=true" to display additional arrows for navigation or scrolling through the articles.

**3. "transparency"**

The background of the Topic-Timeline can be set to "transparent" with this parameter. This enables the respective background to be displayed depending on the system.




transparency=true



transparency=false

**4. "isTopicHeaderVisible"**

Displays or hides a Topic-Header with an image and name.




isTopicHeaderVisible=true



isTopicHeaderVisible=false  
(Default Setting)

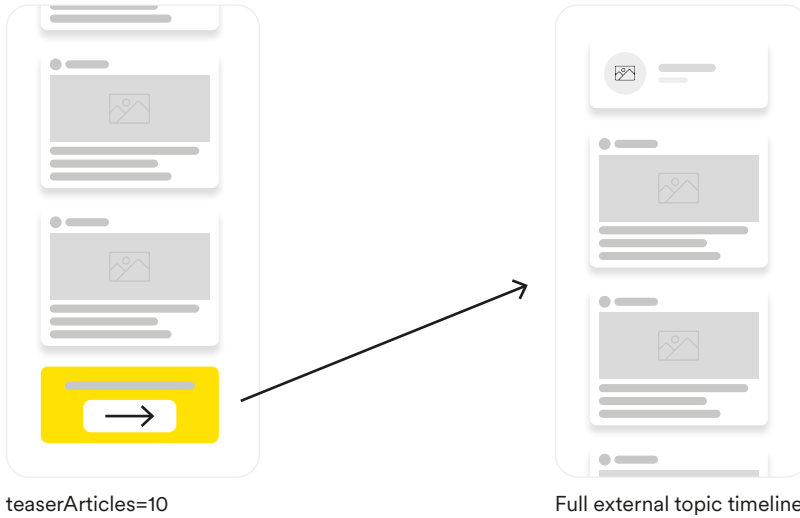
**5. "columns"**

The number of columns the grid displays (between 1-5). The minimum size of the Newscards is 180 px and may reduce the number of columns in case of insufficient space.



## 6. "teaserArticles"

This can be used to specify how many Newscards in total should be displayed in the embedded Topic-Timeline. The last parameter displayed is a "teaser" card that directs the user to the full Topic-Timeline.



## b) Slider-Integration

### Sample code:

```
<iframe src="https://embeddings.newsadoo.com/slider/54855238?teaserArticles=6&slideDuration=4500" title="Digitalisierung" allow="clipboard-write" width="700" height="400" frameborder="0"></iframe>
```

### 1. "slideDuration"

Defines how long an article is displayed or when it should switch to the next article (default value = 3000 ms).

### 2. "teaserArticles"

This can be used to specify how many items in total should be displayed using the slider.



## 2 Topic-Catalogue

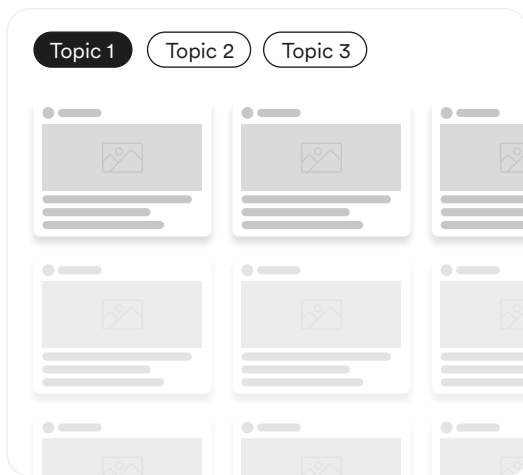
### Tip

Topic-Catalogue is a separate product and does not work automatically with a Topic. The product or feature must be enabled by the Newsadoo team before it can be used and embedded. A separate URL will be provided for the integration.


### a) Split view

#### 1. "topicTileFormat"

Allows you to choose between a pill or image to display the topics.




topicTileFormat=pill



topicTileFormat=tile

#### 2. "columns"

Number of columns of the grid display (between 1-5). The minimum size of the Newscards is 180 px and may reduce the number of columns in case of insufficient space.



## b) Catalogue view

### Tip

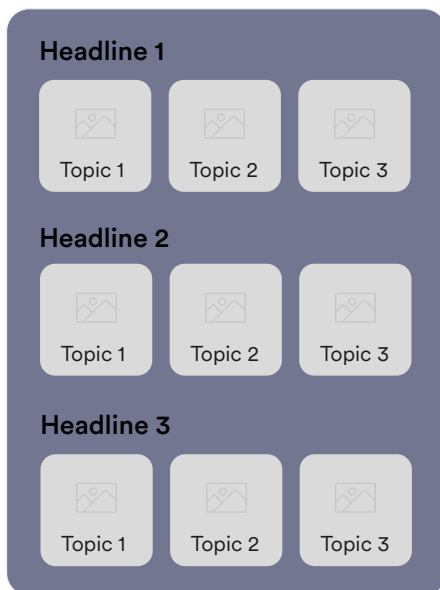
For Catalogues with multiple Topics, lists can be created that allow grouping of the topics. The naming of these lists is part of the Catalogue creation and is done by the Newsadoo team and cannot be defined via the integration.

### Sample Code:

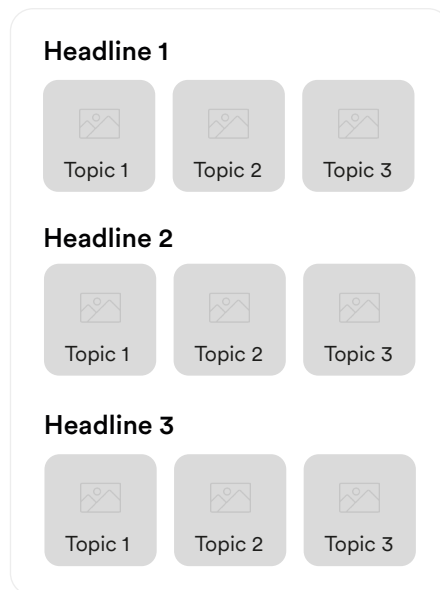
```
<iframe src="https://embeddings.newsadoo.com/catalogue/newsadoo/newsadoo-austria?transparen-
cy=true" title="Newsadoo Austria" allow="clipboard-write" width="100%" height="1240" frame-
border="0"></iframe>
```

### "transparency"

The background of the catalogue can be set to "transparent" with this parameter. This enables the respective background from the system to be displayed.



transparency=true



transparency=false

# Newsadoo integrations in detail

## Single-Topic: Horizontal Integration

The horizontal integration via HTML i-Frame is intended to display an excerpt of articles from a Topic-Timeline. At the end of the Topic-Timeline, the user can be redirected to the full list of Newscards.

### Example:



Name	Value & Notes
horizontalScroll	true / false - This parameter enables horizontal scrolling to be displayed in the Topic-Timeline.
showArrows	false = Default value - When using "horizontalScroll=true" this parameter allows to display additional navigation arrows.
transparency	true / false - With this parameter the background of the Topic-Timeline can be set to "transparent". It allows the respective background from your system to be displayed.
isTopicHeaderVisible	true / false - Displays or hides a Topic-Header with image and name.
teaserArticles	Integer (Number) Value between (1 - 20) - This can be used to specify how many articles in total should be displayed in this view of the Topic-Timeline. As the last element, a "teaser" card is then displayed, which redirects the user to the respective Topic-Timeline.


### Sample code:

```
<iframe src= "https://embeddings.newsadoo.com/topic/54855238/Digitalisierung?horizontalScroll=true&transparency=true&teaserArticles=10 "
title= "Digitalisierung "
allow= "clipboard-write "
width= "100% " height= "400 " frameborder= "0 ">
</iframe>
```

## Single-Topic: Vertical Integration


The vertical integration via HTML i-Frame offers the possibility to display a complete Topic-Timeline. Depending on the requirements, the Topic-Header can be hidden to display only the Newscards.

### Example:




**Topic Name**

● **Publisher** · 3 hours ago



**Ipis est, aperibea quam hil eossime doloris ea peribus.**

● **Publisher** · 3 hours ago



**Ipis est, aperibea quam hil eossime doloris ea peribus.**

Name	Value & Notes
horizontalScroll	true / false - This parameter enables horizontal scrolling to be displayed in the Topic- Timeline.
transparency	true / false - With this parameter the background of the Topic-Timeline can be set to "transparent". It allows the respective background from your system to be displayed.
isTopicHeaderVisible	true / false - Displays or hides a Topic-Header with image and name.
columns	1 - 5 - "1" is the default value and does not need to be explicitly defined.
teaserArticles	Integer (Number) Value between (1 - 20) - This can be used to specify how many articles in total should be displayed in this view of the Topic-Timeline. As the last element, a "teaser" card is then displayed, which redirects the user to the respective Topic-Timeline.

### Sample code:

```
<iframe src= "https://embeddings.newsadoo.com/topic/54855238/Digitalisierung?
transparency=true&isTopicHeaderVisible=true "
title= "Digitalisierung "
allow= "clipboard-write "
width= "400 " height= "700 " frameborder= "0 ">
</iframe>
```



## Single-Topic: Grid Integration

The grid integration by means of HTML i-Frame offers the possibility to display a variety of Newscards. The number of columns of the grid display can be chosen by the user. The minimum size of the Newscards is 180 px and can reduce the number of columns in case of insufficient space.

### Example:

**Publisher** · 3 hours ago

Ipis est, aperibea quam hil eossime doloris ea peribus.

**Facebookpage** · via Facebook

Ictemquam et, odit fuga. Itaturia cone vel invelibus ratia es dolestrum aut iderum quam as essequa spicilibus venditi

**Publisher** · 3 hours ago

Ipis est, aperibea quam hil eossime doloris ea peribus.

**Publisher** · 3 hours ago

Ipis est, aperibea quam hil eossime doloris ea peribus.

**Facebookpage** · via Facebook

**Facebookpage** · via Facebook

#### Sample code:

```
<iframe src= "https://embeddings.newsadoo.com/topic/54855238/Digitalisierung?
transparency=true&columns=2 "
title= "Digitalisierung "
allow= "clipboard-write "
width= "600 " height= "500 " frameborder= "0 ">
</iframe>
```

## Single-Topic: Slider Integration

The slider integration offers the possibility to display Articles from a Topic as a "Carousel" to the user. This integration is particularly suitable for dashboard displays, overview pages, or as a Header-Element to present prominent content.

### Example:



Name	Value & Notes
teaserArticles	Integer (Number) Value between (1 - 10) - This can be used to specify how many articles in total should be displayed in this view of the Topic-Timeline.
slideDuration	Defines how long an article is displayed or when it should switch to the next article (default value = 3000 ms).

### Sample code:

```
<iframe src= "https://embeddings.newsadoo.com/slider/54855238?teaserArticles=6&
slideDuration=4500"
title= "Digitalisierung "
allow= "clipboard-write "
width= "700 " height= "400 " frameborder= "0 ">
</iframe>
```

## Topic-Catalogue: Split view

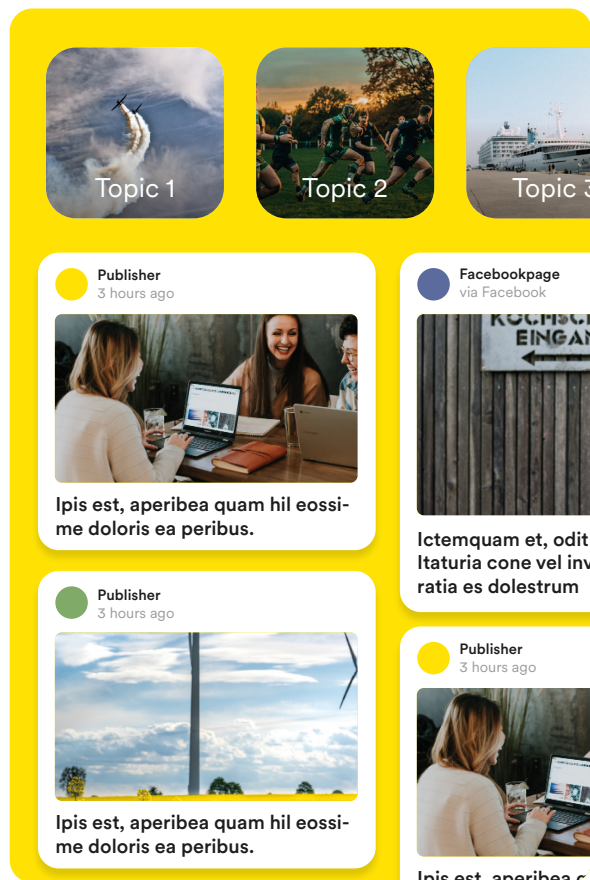
With the Split view, a selection of topics can be displayed, as well as the articles of the currently selected Topic in grid representation below. The available Topics in the list can be displayed either in Pill form or with Topic-Images.

### Example:

Split view with pill selection



Split view mit Topic-tile selection



#### Sample code:

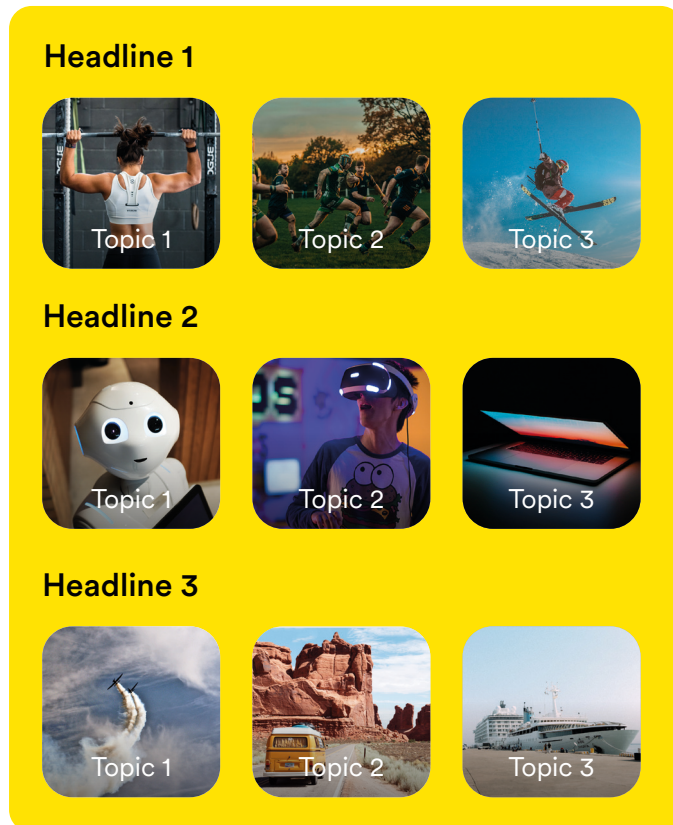
```
<iframe src= "https://embeddings.newsadoo.com/list/newsadoo/newsadoo-austria?
topicTileFormat=pill&columns=3 "
title= "Newsadoo-Austria "
allow= "clipboard-write "
width= "600 " height= "500 " frameborder= "0 ">
</iframe>
```

Name	Value & Notes
topicTileFormat	pill / tile - Allows to choose between Pills or Topic-Tiles to represent the Topics.
columns	2-5

## Topic-Catalogue: Catalogue view

The Catalogue view displays a collection of several Topics at a glance. In several lists an arranged variation of Topics can be displayed. When clicking on one of the Topics, the user is redirected to the Article-Timeline.

### Example:



#### Sample code:

```
<iframe src= "https://embeddings.newsadoo.com/catalogue/newsadoo/newsadoo-austria?transparency=true" title= "Newsadoo-Austria " allow= "clipboard-write " width= "100% " height= "1240 " frameborder= "0 ">
</iframe>
```

Name	Value & Notes
transparency	true / false - With this parameter the background of the Topic-Timeline can be set to "transparent". It allows the respective background from your system to be displayed.